

## Series 6, Induction hob with integrated ventilation system, 70 cm, surface mount with frame PVQ795H26E



### Included accessories

1 x Slider for unducted recirculation, 1 x Clean Air Plus odor filter

### Optional accessories

HEZ32WA00 Wireless food thermometer, HEZ390090 Wok Set consisting of 3 Items, HEZ9CF240 Fry pan, coated 24cm Ø, HEZ9CF280 Fry pan, coated 28cm Ø, HEZ9ES100 Espresso maker 4 cups, HEZ9FE280 Iron pan Ø 18 / 28 cm, HEZ9SE030 Set of 2 pots and 1 pan, HEZ9SE040 4 pieces Set, HEZ9SE060 6 pieces Set, HEZ9VDKE1 Exhaust kit, HEZ9VDKR0 Recirculation kit 2 L-bow (70cm), HEZ9VDKR1 Recirculation kit S and L-bow (60cm), HEZ9VDKR2 Recirculation kit 1x L-bow, HEZ9VDSB1 90° flat duct bend horizontal, HEZ9VDSB2 90° flat duct L vertical, HEZ9VDSB3 90° flat duct M vertical, HEZ9VDSB4 90° flat duct S vertical, HEZ9VDSI0 Adapter round-flat, HEZ9VDSI1 90° Adapter round-flat, HEZ9VDSM1 Straight tube 500mm, HEZ9VDSM2 Straight tube 1000mm, HEZ9VDSS1 Connector sleeve (female), HEZ9VDSS2 Flex sleeve (female), HEZ9VEDU0 Acoustics Filter, HEZ9VRCR1 Clean Air Plus odor filter (replacement), HEZ9VRPD1 Plinth Diffusor

## The induction hob with integrated ventilation module: combines induction with ventilation technology for perfect results.

- **Integrated ventilation module:** extract steam and cooking odours at the source.
- **DirectSelect:** easy selection of cooking zone, power level and additional functions.
- **Combi Zone:** combine two induction cooking zones to heat large cookware.
- **AutoOn function:** ventilation turns on automatically when the hob heats up.
- **PerfectFry Plus:** no more worrying about scorching.

### Technical Data

Product name/family: ..... Cooking zone ceramic  
 Built-in / Free-standing: ..... Built-in  
 Energy input: ..... Electric  
 Total number of positions that can be used at the same time: ..... 4  
 Required niche size for installation (HxWxD): ..... 223 x 560-560 x 490-490 mm  
 Width of the appliance: ..... 710 mm  
 Dimensions: ..... 223x710x527 mm  
 Dimensions of the packed product (HxWxD): ..... 431 x 950 x 672 mm  
 Net weight: ..... 26.6 kg  
 Gross weight: ..... 31.4 kg  
 Location of control panel: ..... Front  
 Basic surface material: ..... Ceramic  
 Color of surface: ..... Black  
 Length electrical supply cord: ..... 110 cm  
 Sealed Burners: ..... No  
 heating with booster: ..... All  
 Power of 2nd heating element (kW): ..... 3600.0 W  
 Number of speed settings: ..... 9-stage + 2 intensive  
 Maximum output air extraction: ..... 500 m³/h  
 Boost position output recirculating: ..... 595.0 m³/h  
 Maximum output recirculating air: ..... 487 m³/h  
 Boost position air extraction: ..... 622 m³/h  
 Noise level: ..... 69 dB(A) re 1pW  
 Odour filter: ..... No  
 Clean filter reminders: ..... Yes  
 Voltage: ..... 220-240/380-415 V  
 Frequency: ..... 50-60 Hz  
 Included accessories: 1 x Slider for unducted recirculation, 1 x Clean Air Plus odor filter



## Series 6, Induction hob with integrated ventilation system, 70 cm, surface mount with frame PVQ795H26E

### The induction hob with integrated ventilation module: combines induction with ventilation technology for perfect results.

- 70 cm: space for 4 pots or pans.

#### Flexibility of cooking zones

- 2 Combi zones
- : use bigger cookware by connecting two classic cooking zones into one large zone.
- Cooking zone front left: 190 mm, 210 mm, 2.5 KW (max. power 3.7 KW)
- Cooking zone rear left: 190 mm, 210 mm, 2.5 KW (max. power 3.7 KW)
- Cooking zone rear right: 190 mm, 210 mm, 2.5 KW (max power 3.7 KW)
- Cooking zone front right: 190 mm, 210 mm, 2.5 KW (max. power 3.7 KW)

#### Usage convenience

- Multitouch+: directly control the power with the imprinted touch bar.
- Favourite Button: directly access favourite functions with a configurable button.
- 17 power levels: precisely adapt the heat with 17 power levels (9 main levels and 8 intermediate levels).
- via HC app/MyButton: keep dishes warm at preset low power level.
- Switch-off timer: switches off the cooking zone at the end of the time set (e.g. for boiled eggs).
- Count-down-timer (can be chosen instead of switch-off timer): an alarm sounds at the end of the time set (e.g. for pasta).
- Sound volume adaptable to personal preference and needs.

#### Time saving & efficiency

- PowerBoost function for all zones
- : boil water more quickly thanks to 50% more energy than at the highest standard level.
- via HC app/MyButton: heat up pans more quickly than at the highest standard level while protecting the pan coating.
- QuickStart Function: when switching on, the hob automatically selects the cooking zone with cookware (placed in off-mode).
- ReStart Function: in case of unintentional switch-off, restore all previous settings by switching on the hob again within 4 seconds.

#### Cooking assistance

- PerfectFry Plus sensor: prevents scorching with the automatic temperature regulation of the integrated sensor.
- Dish assistant: easily find the right temperature setting for a certain dish via the home connect app.

#### Connectivity

- Home Connect: Remote Monitoring and Control with Wi-Fi connectivity: check if the hob is switched off even when not at home, and find recipes or additional functions in the Home Connect app.

- Smart home trigger, via Favourite button (available with connected Home Connect account): open up the smart universe from your cooktop (partner service required).
- Updateable appliance (available with connected Home Connect account): keep appliance always up to date with latest status of software.

#### Design

- BO TopDesign, AccentLine, carbon black
- Bosch AccentLine, corner printed brand logo exclusive zone printing: minimalistic design thanks to dark colour of zone printing.

#### Safety

- Digital 2 stage residual heat indicator: indicates which cooking zones are still hot or warm.
- Childproof lock: prevent unintended activation of the hob.
- Pause function: pause the heating process, e.g. to answer the door.
- Main switch: switch off all cooking zones at the touch of a button.
- Safety switch-off: for safety reasons, heating stops after a preset time without interaction.

#### Installation

- Dimensions of the product (HxWxD mm): 223 x 710 x 527
- Required niche size for installation (HxWxD mm) : 223 x 560 x (490 - 490)
- Min. worktop thickness: 16 mm
- Connected load: 7400 W
- PowerManagement Function: limit the maximum power if needed (depends on fuse protection of electric installation).
- Power cord: 1.1 m, loose insert in packaging

#### Accessories

- Clean Air Plus odor filter, Slider for unducted recirculation included
- Installation into 60 cm floor cupboard possible

#### Integrated ventilation downdraft system

- Induction cooktop with fully integrated high-performance downdraft extractor.
- Suitable for ducted or recirculated extraction configuration (incl. differentiated software modes). Installation accessories for unducted recirculation, among these four cleanAir odor filters and a telescopic slider element, are included in the cooktop. Accessories for other installation options are available, details in the planning notes.
- 
- Aesthetically integrated fully flush air intake design with floating, heat resistant glass ceramics element for free movement and placement of cookware.
- Automatic switch-on of ventilation system when a cooking zone is used.
- Automatic delayed shut-off after cooking to erase residual odors after cooking (in specific ultra low-noise fan level, 12min in ducted extraction, 30min in recirculated extraction, can be shut-off manually).
- High-performance, low-noise blower with energy-efficient BLDC-technology. High extraction rates at very low noises with pleasant noise frequencies through psycho-acoustically and aerodynamically optimized interior with enclosed, non-visible blower. Highly pressuredrop resistant even with longer and more complex ductings.
- Easy-to-detach and easy-to-clean grease filter and liquid collector unit:
- Convenient one-hand removal of unit via floating glass ceramics handle.

- Integrated, large-scale, high performance stainless-steel grease filters with 12 filtration layers and one black top layer for enhanced aesthetical integration. Grease filtration efficiency of 94 %.
- All parts of the unit are easy-to-clean, fully dishwasher safe and heat resistant.
- Upper liquid collector unit with 200ml of capacity for standard accidental spillages or cooking condensate.
- Powerful drainage system for spillages that exceed 200ml of liquids.
- Liquid safety collector with additional capacity of 700ml for more severe accidental situations. Dishwasher safe. Easily accessible and detachable from below.
- Overall capturing capacity of 900ml (200ml + 700ml).
- Watertight blower system.
- Ventilation system performance:
  - Extraction performance in ducted extraction (according to EN 61591): min. normal setting 154 m<sup>3</sup>/h , max. normal setting 500 m<sup>3</sup>/h , max. Boost-/Intensive setting 622 m<sup>3</sup>/h .
  - Extraction performance in recirculated extraction (according to EN 61591): min. normal setting 117 m<sup>3</sup>/h , max. normal setting 487 m<sup>3</sup>/h , max. Boost-/Intensive setting 595 m<sup>3</sup>/h.
  - Noise level in ducted extraction (Sound power level according to EN 60704-3): min. normal setting 41 dB re 1 pW, max. normal setting 69 dB re 1 pW, max. Boost-/Intensive setting 74 dB re 1 pW.
  - Noise level in recirculated extraction (Sound power level according to EN 60704-3): min. normal setting 41 dB re 1 pW, max. normal setting 68 dB re 1 pW, max. Boost-/Intensive setting 72 dB re 1 pW.
  - Grease filter efficiency (according to EN 61591) 94 %.
  - Consumption data and energy efficiency (according to Regulation (EU) No 65/2014):
  - Energy Efficiency Class: B (at a range of energy efficiency classes from A+++ to D).
  - Fluid Dynamic Efficiency: A .
  - Average energy consumption: 57 .
  - Grease filtration efficiency class: B .
  - Noise min. normal setting & max. normal setting: 42 dB & 69 dB .
  - For recirculation configuration: 2 x 2 battery of directly integrated, high-performance Clean Air Plus odour filters.
  - Optimized odor reduction performance for cooking applications with complex odor molecules (e.g. fish).
  - Large scale filter surface with high odor reduction capabilities.
  - Anti-pollen functionality: The filter retains an extremely high amount of airborne pollen and deactivates allergens which are retained by the filter.
  - Lifetime of 360 hours of cooking (non-regenerative).
  - Low-noise filters with optimized psycho-acoustics.
  - Easy-to-access and easy-to-remove from above.
  - Replenishment Clean Air Plus odour filter set HEZ9VRCR1.
  - For ducted extraction configuration: 2 x 2 Battery of directly integrated, high-performance low-noise acoustic filters for significantly lower noise and improved psycho-acoustics.

#### Planning & installation notes

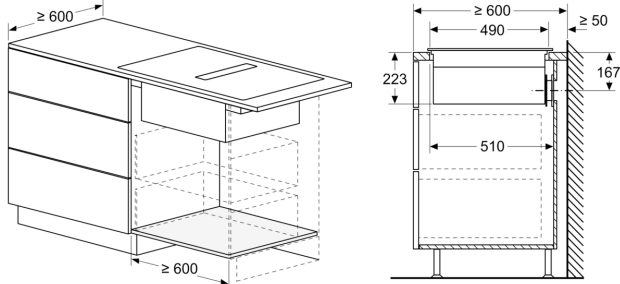
- Suitable for ducted or recirculated extraction installations in 4 different options (unducted, partly and fully ducted recirculation or ducted extraction). Installation accessories for unducted recirculation, among these four Clean Air Plus odour filters and a telescopic slider element, are included in the cooktop. The included accessories allow easy and quick installations and can be

planned in all worktop depths  $\geq 60$ cm. For other types of installation, one of the following accessory kits is recommended:

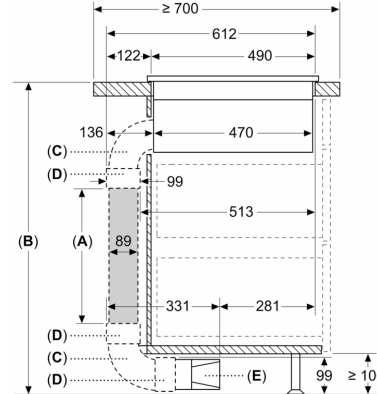
- HEZ9VDKR1 for partly-ducted recirculation in worktops of  $\geq 60$ cm depth with max. worktop height of 960 mm. HEZ9VDKR0 for partly-ducted recirculation in worktops of  $\geq 70$ cm depth with max. worktop height of 960 mm.
- HEZ9VDKE1 as starter kit for ducted extraction in worktops of  $\geq 60$ cm depth.
- To complete the fully ducted extraction or to do any other individual recirculation planning different ducting accessories are available.
- Planning suggestions:
  - Installation is possible in island as well as wall oriented configurations.
  - The product and its accessories comply with the Needle Flame Test (according to IEC 60695-11-5) and the B1/B2 building material class (according to DIN 4102-1).
  - The max. immersion depth is 223 mm below worktop surface.
  - The appliance must be freely accessible from below (i.e. for accessing the lower liquid safety collector).
  - No false floor is necessary below the cooktop with integrated downdraft ventilation system. The drawers and/or shelves in the floor unit must be removable. The backpanel of the floor unit can be kept - only a cut-out for the air outlet is needed (position and size can be taken from the installation instructions).
  - An installation with unducted recirculation requires a vertical aperture of min. 25mm behind the backpanel of the furniture. Suggested for ideal performance are 50mm.
  - The minimum worktop thickness is 16 mm for top mounted and flush installed appliances with the standard installation system. Installation in even thinner worktops is also possible with the spare part: content 626792.
  - The overall appliance weight is 26kg - the bearing capacity and stability, in the case of very thin worktops in particular, must be supported using suitable substructures. The overall appliance weight and the worktop manufacturer's structural integrity specifications are to be taken into account.
  - For partly ducted and unducted recirculation extraction installations, a return-flow aperture of  $\geq 400$ cm<sup>2</sup> is to be respected in the plinth area. The aperture can be realized via outlet grids, lamella grids or subtly shortened plinths depending on the assortment of the kitchen furniture manufacturer.
  - The air outlet on the backside of the appliance can directly be accessed with a male flat duct element (DN 150).
  - The pressuredrop resistant blower allows longer and more complex ductings up to 8m with three 90° bows while keeping sufficient performance.
  - When installing a ventilation hood with ducted extraction and a chimney-vented fireplace, the power supply line of the appliance needs a suitable safety switch. This is not required for configurations in recirculated extraction.
  - In ducted extraction configuration a one-way flap (or backflow trap) with a maximum opening pressure of 65Pa should be installed.

## Series 6, Induction hob with integrated ventilation system, 70 cm, surface mount with frame PVQ795H26E

measurements in mm



Measurements in mm



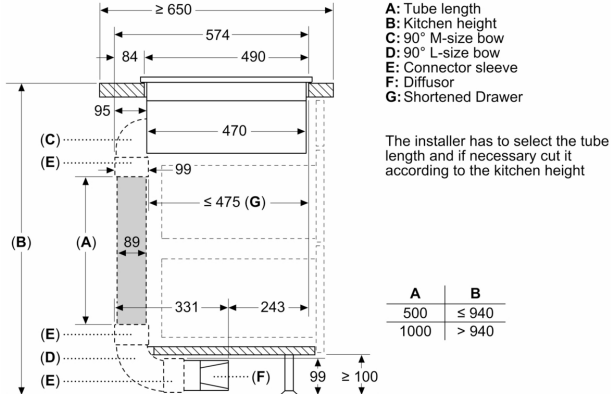
**A:** Tube length  
**B:** Kitchen height  
**C:** 90° L-size bow  
**D:** Connector sleeve  
**E:** Diffusor

Ducting kit available for ≥ 700 mm depth worktops and up to 960 mm height

The installer has to select the tube length and if necessary cut it according to the kitchen height

A	B
500	≤ 960
1000	> 960

Measurements in mm

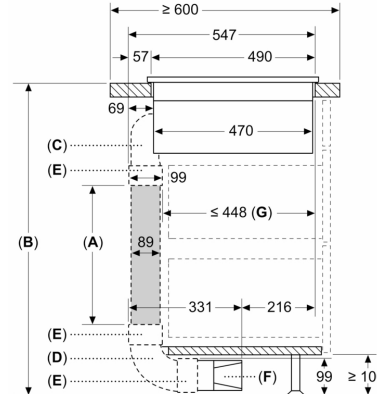


**A:** Tube length  
**B:** Kitchen height  
**C:** 90° M-size bow  
**D:** 90° L-size bow  
**E:** Connector sleeve  
**F:** Diffusor  
**G:** Shortened Drawer

The installer has to select the tube length and if necessary cut it according to the kitchen height

A	B
500	≤ 940
1000	> 940

Measurements in mm



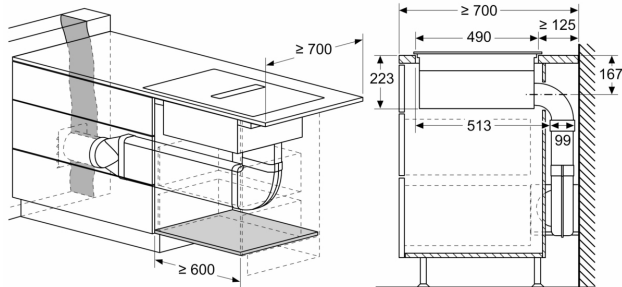
**A:** Tube length  
**B:** Kitchen height  
**C:** 90° S-size bow  
**D:** 90° L-size bow  
**E:** Connector sleeve  
**F:** Diffusor  
**G:** Shortened Drawer

Ducting kit available for ≥ 600 mm depth worktops and up to 960 mm height

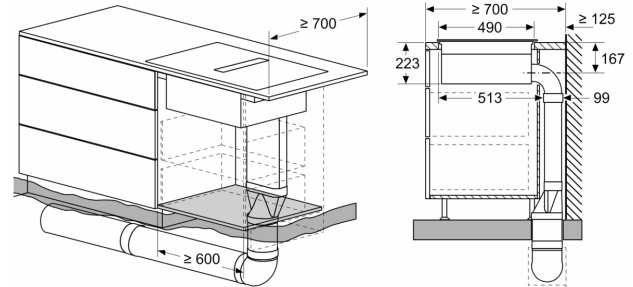
The installer has to select the tube length and if necessary cut it according to the kitchen height

A	B
500	≤ 990
1000	> 990

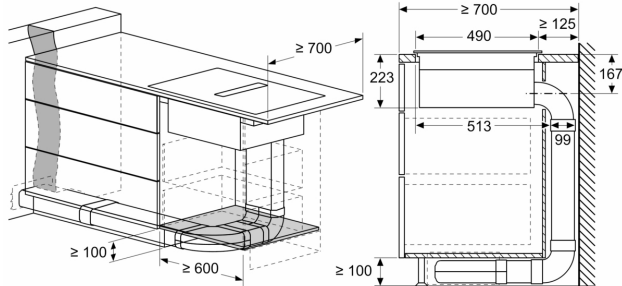
measurements in mm



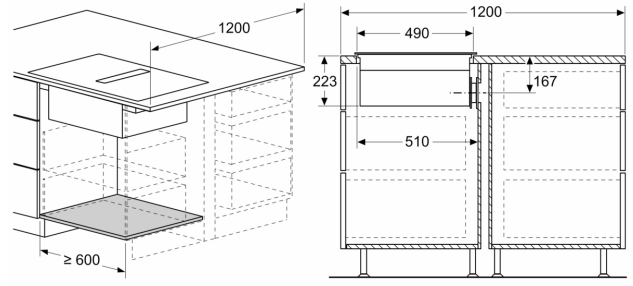
measurements in mm



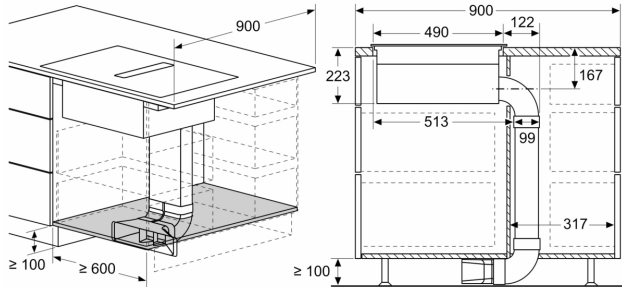
measurements in mm



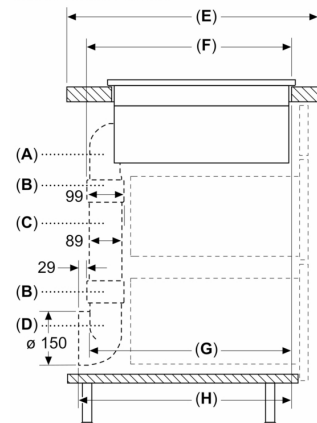
measurements in mm



measurements in mm

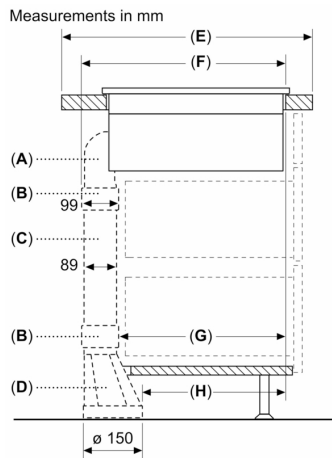


Measurements in mm



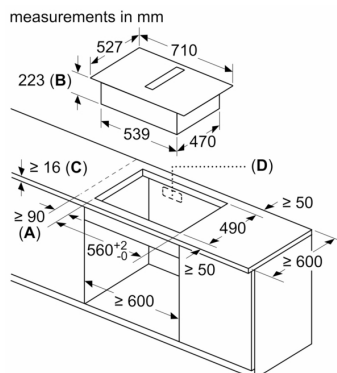
A	E	F	G	H
S-size	≥ 600	547	545	579
M-size	≥ 650	574	569	603
L-size	≥ 700	612	609	643

**A:** 90° Bow  
**B:** Connector sleeve  
**C:** Straight tube  
**D:** 90° Adapter round-flat



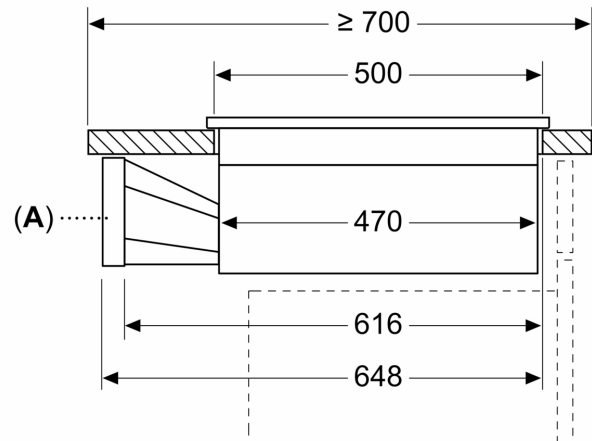
A	E	F	G	H
S-size	≥ 600	547	451	389
M-size	≥ 650	574	475	413
L-size	≥ 700	612	515	453

A: 90° Bow  
 B: Connector sleeve  
 C: Straight tube  
 D: Straight adapter round-flat



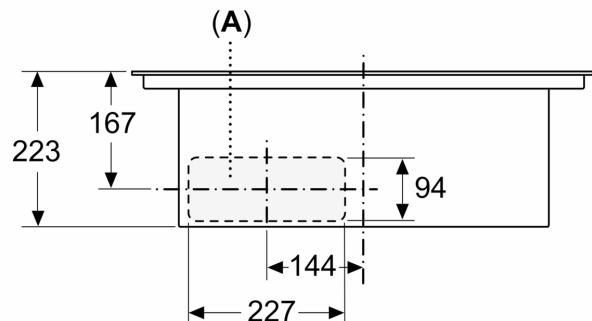
A: Minimum distance from the hob cut-out to the wall  
 B: Recessing depth  
 C: The worktop into which the hob is installed must withstand loads of approx. 60kg; suitable substructures must be used if required.  
 D: Cut-out in back panel required for pipework. Exact size and position can be taken from specific drawing.

Measurements in mm



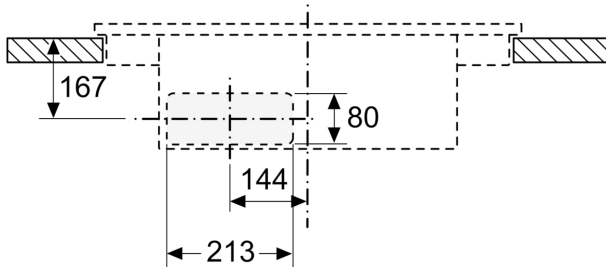
A: Adapter round-flat

measurements in mm  
 Front view

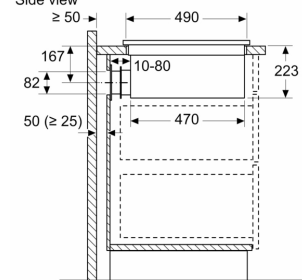


A: Connected directly at the rear

measurements in mm  
Front view – unit cut-out  
for unducted recirculation



measurements in mm  
Side view



When installing directly against outer walls that are not insulated ( $\mu \geq 0.5 \text{ W/m}^2 \cdot ^\circ\text{C}$ ), we recommend using partially or fully ducted recirculation configurations.

measurements in mm  
Front view

